



THE *Rabbit Advocate*



PROVIDING INSIGHTS INTO THE LIVES OF HOUSE RABBITS

WINTER 2010

Rabbit Advocates' mission is to help rabbits

RA donation buys new rabbit kennels for shelter


Rabbit Advocates is proud to announce its donation of new kennels for rabbits and guinea pigs in the recently renovated small animal room at the Oregon Humane Society. Rabbit Advocates contributed \$5,000 toward the room's renovation, the first since the shelter was rebuilt in 2000.

The new kennels can be more easily configured to house pairs of rabbits and provide them more room.

"Rabbits are happier when given more living space and the new, more spacious kennels will be great for the rabbits while they are at the shelter awaiting their forever homes," said Janeen Hammers, Rabbit Advocates vice president.

Rabbit Advocates is a non-profit organization and operating expenses are supported by donations. Money donated to the Rabbit Advocates was used to purchase the new kennels. "Our mission is to 'promote the welfare of domestic rabbits,'" explained Mary Huey, who served as the Rabbit Advocates' founding president. "This donation helps rabbits while they are still in the shelter system." The Rabbit Advocates has long had a connection to the Oregon Humane Society and many volunteers donate time and money to both organizations.

"The Rabbit Advocates board of directors would like to thank everyone who donates money to the organization," said Treasurer Kem Sypher. "Without our generous donors, we couldn't help rabbits in the variety of ways that we are able to help now. When I think of the number of spay and neuter operations that donations to the Medical Fund has paid for, I'm overwhelmed. I'm thrilled we had enough money available to buy these new kennels and help our shelter rabbits."



The enlarged small animal room at the Oregon Humane Society (above) features new kennels (below), paid for by Rabbit Advocates. A plaque outside the room (left) acknowledges the contribution.



The Oregon Humane Society is located at 1067 NE Columbia Blvd. in Portland. The Small Animal Room, with its new kennels, is located inside the main shelter to the right of the reception area. The shelter is open 10 a.m. to 7 p.m., Sunday through Wednesday and 10 a.m. to 9 p.m. Thursday through Saturday. Its web site is www.oregonhumane.org.

Photos: Kem Sypher

Rabbit Benefactor

Joanna Johansen

Rabbit Rescuer

Pam and Monte Wagner
 Barbara and David Starr
 Cinnamon and Daniel
 Gimness

Rabbit Sponsor

Shannon Katterle
 Sue and Thomas Horstmann
 Emily Stuparyk in loving
 memory of Bidsey Bunny
 Robert Gordon in loving
 memory of Sasha

Rabbit Friend

Kathi Lamm
 Pamela Yoshida in memory of
 Cordelia Iwasaki
 Edmay Honeycutt
 Connie Kenney
 Karin Maczko
 Christine and Karen Stamper
 Iris and Larry Welch
 Dr. Richard and Linda
 Aronstein
 Lenora Leithhauser

*Donations made after
 September 30, 2010, will be
 gratefully acknowledged in the
 next newsletter. All donations
 to the Rabbit Advocates are tax
 deductible.*

Hoppy Trails: Safe Transportation for Rabbit Companions

by Guin Boostrom

One of the biggest dilemmas facing house rabbit caretakers anticipating long-distance travel is how to best transport the bunny. Is it better to go by plane or car? And whichever method you choose, how can you best prepare your rabbit and keep him safe and healthy during the journey? There are no one-size-fits-all answers to these questions, but this information can help determine the best solution for your circumstances and your rabbit.

Traveling by Air

For people who need to travel more than a day's drive away, air travel may be the most appealing option for traveling with bunny. Travel of any type is going to be stressful for most rabbits—they tend to crave the safety and familiarity of routine—but at least air travel guarantees that the stress will be over within a day's time, rather than having it prolonged over several days. However, traveling by air with a rabbit is not as simple as just packing your bunny in a carrier and bringing him to the airport along with your luggage. If you do decide to fly with your rabbit, you will need to plan ahead carefully to ensure a safe and hassle-free trip for your furry companion.

First, research which airlines travel to your destination and the policies specific to that airline regarding pets in general and rabbits in particular. Many airlines only allow rabbits to travel in the cargo section and some will not allow rabbits at all. Horror stories about pets dying while traveling in the cargo section of planes have sadly occurred, most recently this past summer when seven puppies died in the cargo section of an American Airlines flight. Although airlines that accept pets in cargo must have a pressurized, temperature-controlled compartment, during the hottest and coldest times of the year, these precautions are often not enough. This would be especially true with rabbits that can easily overheat in temperatures over 80 degrees and can suffer hypothermia in temperatures below 40 degrees. Additionally, there is no one to check on the well-being of pets traveling in cargo during the duration of a long flight. The stress of loud noises and unfamiliar situations can easily take a toll on rabbits, and rabbits that endure a significant amount of stress can stop eating, which in turn can trigger gastrointestinal stasis and other health issues. For these

reasons, an airline that allows rabbits in the cabin is strongly recommended. As of October, 2010, among North American airlines, only Alaska, Continental, Frontier, Horizon, and WestJet accept rabbits in the cabin. Delta, Northwest and United accept rabbits as checked baggage in the cargo section. The following website provides excellent information regarding the pet policies of the various North American airlines: www.bringfido.com/travel/airline_policies/. Because airline policies change frequently, you should always check with the airline whether your rabbit will be welcome in the cabin, rather than relying on information from a third-party website.

Even those airlines that do allow rabbits in the cabin will often have restrictions about how many pets are allowed in the cabin on any given flight. For this reason, you will need to make your plane reservations well in advance, and you will want to make your plane reservations by telephone or in person at a ticket counter, where you can explain that you will be traveling with your rabbit and confirm that your rabbit will be allowed on the flight. Some airlines have a "one pet per carrier and one carrier per passenger" rule, so if you have multiple rabbits, you may need to recruit a friend or family member to travel with you on the same flight to assist you in transporting the rabbits. Finally, be prepared to pay for the privilege of bringing your rabbit on board the plane. Those airlines that do allow pets on board do so at a price, usually between \$50 and \$150 per pet.

Airlines frequently change their policies regarding pets. Therefore, you should check in often with your airline, both to confirm your rabbit's reservation, and to confirm that there have been no changes in the airline's rabbit acceptance policy between the time you booked and the time you are actually traveling.

Assuming you are bringing your rabbit in the cabin with you, you will need to purchase or borrow a pet carrier that meets the airline's regulations for in-cabin pet travel, which means that the carrier must fit under the seat in front of you. Each airline has its own rules, but typically, a suitable carrier will be no more than 24 inches long, between 14 and 19 inches wide, and between 9 and 11 inches tall. While most airlines do not specify that you need to have a hard plastic carrier for in-cabin travel, as a practical matter, if your flight is more than an hour or two, your


bunny will likely need to urinate while in his carrier, and a hard case carrier will contain the mess more easily. Additionally, many rabbits can chew themselves an escape hatch out of a soft-sided carrier. If using a hard plastic carrier, you will want to put a towel or synthetic sheepskin in the bottom for comfort and traction. You may also want to put a dog housebreaking pad underneath the towel or sheepskin to help absorb any accidents.

If your rabbit has never been in a carrier, or currently associates his carrier only with a trip to the vet, you'll want to work on getting him comfortable with his carrier prior to the trip so that the carrier itself is not a stressor during the trip. Starting several weeks before the trip, try leaving the carrier out and open in your bunny's play area so that he can explore it on his own terms. Practice getting your bunny into and out of the carrier so that you can do so smoothly and comfortably. You won't be allowed to take your rabbit out of his carrier during the flight, but you will likely need to take him out at the security checkpoint so that his carrier can go through the x-ray machine. A carrier that opens from the top as well as the front can make this process easier.

One thing that will be very stressful for your rabbit on the plane will be the loud noises and vibrations. When selecting a seat assignment on the plane, avoid seats that are directly over the engines. If possible, avoid seats near the lavatories and/or the food preparation galley, as these can be sources of unfamiliar sounds and smells. If your rabbit is not currently used to car rides, starting several weeks before your plane trip, start taking your rabbit on car rides in his carrier. Begin with short trips of just 5 to 15 minutes, and work up to trips of 60 minutes. While a plane will be even noisier than a car, being familiar and comfortable with car rides will hopefully make the plane ride at least a little less foreign and terrifying to your rabbit.

A final item of preparation that you may need is a health certificate from your vet, verifying that your rabbit is in good health, obtained within the 30 days prior to your trip. This would certainly be required in any instance of international travel, and may be required by the airline you choose, or by the state to which you are traveling.

On the day of your trip, be sure to pack your carry-on bag with items your rabbit may need during the trip. If it will be a long trip, you may want to pack extra towels or



dog house training pads to change out the lining of your bunny's carrier should it become soiled. You probably do not want to put any hard toys in your rabbit's carrier as these could fly around and become hazards should your plane encounter turbulence. However, you may want to include a favorite soft toy. Your rabbit will likely be too stressed to play, but a familiar item may bring him some comfort. You will definitely want to bring a plastic baggy full of hay and another full of moist vegetables such as lettuce, parsley or carrots to try to keep your rabbit hydrated. Offer both to your rabbit throughout the trip. Chewing on hay can also help your bunny equalize the pressure in his ears as the plane ascends and descends, much the same way as chewing gum can help people avoid a pressure-related earache. If you are traveling out of state, you may be required to throw out any hay or vegetables you brought on board at the time you reach your destination. If this is the case, plan to have a friend or family member meet you at the airport with hay and veggies for your rab-

bit so that you can get him eating again as soon as possible.

Opinions vary on whether or not to travel with a water bowl or water bottle for your rabbit. A water bottle can be too large and cumbersome and may not contain water as travelers pass through security. Filled water bowls can easily tip and leave your bunny with a wet towel for the duration of the trip. Some travelers suggest the type of crock bowl that can attach to the door of a carrier.

Even in the cabin of the airplane, temperatures can be a bit too warm or cold, especially when the plane taxis prior to take off and after landing. Check on your bunny frequently. Have a spare plastic bag with you to place ice in and place next to your bunny if he seems to be getting too warm. Likewise have a spare towel or blanket to drape over his carrier for warmth should it be too cold.

With proper planning and precautions, traveling by air with your rabbit is possible. However, one extra factor to think about is whether you should travel by air with your bunny. This is an individual decision that you must make based on your individual rabbit's temperament. The San Diego House Rabbit Society website poses these important points for consideration:

Rabbits who are nervous, fear the vacuum cleaner, tremble in the car, who are older or have health problems will most likely find a plane trip too stressful. Rabbits who are calm and not bothered by car rides and new places will cope better, but may still find planes weird and scary. A one-to-two-hour plane trip may be better than a 10-hour car ride. However, four days in a car may be less stressful than an all-day trip of changing planes and traveling to and from airports. (Note: information from the San Diego House Rabbit Society found at: www.sandiegorabbits.org/behavior/travel.html.)

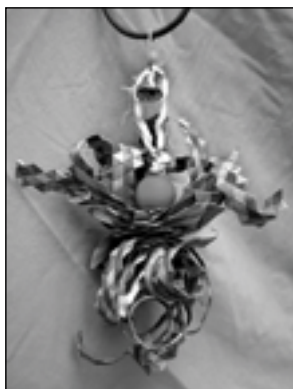
continued on pg.6

Rabbit Advocates' Third Annual Holiday Gift Guide:

This year's guide includes several items that are \$10 and under—perfect for the annual Rabbit Advocates holiday party gift exchange! As in the past, we have tried to include a variety of items that will help you find something for everybun on your list.

For Bunnies

Bunny Playland. Create a jungle gym for your bunny using configurable tunnels, ramps, tubes, and toy bars. Pieces can be purchased individually, or you can buy a starter kit with three tunnels, one tube, one ramp, and one toy bar. \$93.67 for the starter kit. leithpetwerks.com



and a pinecone, this little willow basket is sure to fill any bunny's heart (and tummy) with joy. \$7.90. busybunny.com

Shred-A-Lot Toy. Made from woven palm fibers, this toy is for the shredder in your life who has already demolished all of your old phone books. \$8.99. bunnybytes.com

Critter Castle. Every rabbit deserves a castle to climb and conquer. BunnyLuv's unique heavy-duty cardboard castle has built-in stairs and can hold over 100 pounds! \$27.00. bunnyluv.com

Busy Bunny Basket. Filled with timothy hay, timothy hay cubes, organic fruit tree twigs,



Rabbit Carrier with Top Opening. Let your bunny travel in style in this basket-style carrier. The top opening makes it easier to get reluctant rabbits in and out. Includes a shoulder strap and handle. \$38.00. bunnybunchboutique.com

A Bunny Companion. Do you have a single bunny who is yearning for a mate? Consider adopting one of the Rabbit Advocates' available foster rabbits as a four-footed companion for your little one. See adoptable rabbits at adoptarabbit.com.

For Bunny Lovers

"THUMP!" Bumper Stickers. Puzzle other drivers and delight fellow rabbit lovers as you cruise down the road with this Rabbit Advocates sticker proudly affixed to your car. \$2 each, or 3 for \$5. To order, call 503-235-5622, or email maryjberger@hotmail.com.


Alessi Bunny and Carrot Paper Towel Holder. Available in a variety of bright color combinations, this paper towel holder will add a whimsical touch to any kitchen. \$60. alessi-shop.com



Gift Ideas for Bunnies and the Humans Who Love Them

Rabbit Advocates Logo Backpack. Hot off the presses, this new lightweight drawstring backpack features the RA logo. \$10. To order, email Tonie at tonie@colonialecustomforms.net.

“Sea Hares” Cup and Saucer Set. This limited edition cup and saucer set, by the Los Angeles-based artist duo *kozyndan*, features an oddly soothing illustration of white bunnies diving in ocean waves. The cup and saucer are made in England of bone china, and only 250 sets are being produced. Each has a hidden bunny at the bottom of the cup and includes a signed and numbered art print. \$60. clickforart.com



Binth Rabbit Pillow. A playful, modern design, this red, black, and white pillow has a cute red rabbit screen printed on organic linen. It is hand sewn in the USA and filled with down. \$36.00. binth.com

Little Cotton Rabbits. Knitters, how about making teeny tiny knitted rabbits for your friends? A free pattern is available at littlecottonrabbits.typepad.com. If you're feeling especially inspired, you can incorporate the bunnies into a handmade Christmas stocking, as shown at knittingincolor.blogspot.com (look in the archives for June 2009).



Betwixt and Between Bunny Rabbit Earrings. These dangling silver circles contain images of white rabbits in profile at sunrise. \$8. lavenderrabbit.etsy.com

Rocking Rabbit. Instead of the traditional rocking horse, children can rock on this award-winning rocking rabbit. Available in red or black. \$152. scandinaviandesigncenter.com

Rabbits: Gentle Hearts, Valiant Spirits. This book, by Marie Mead and Nancy LaRoche, contains 20 true stories about rescued rabbits, and includes color photographs, drawings, and watercolors. \$12.89. amazon.com



Bunnywhipped Flower Bunny Tote. Bunnywhipped has a wide variety of rabbit-themed designs that can be printed on everything from pet food bowls to clothing. This tote bag has a brightly colored illustration of a bunny standing up to smell the flowers. \$18.19. cafepress.com/bunnywhipped



Bunny Rabbit Change Purse. This cute red vinyl change purse has a smiling white bunny stitched on the front. \$7.00. bunnyheaven.com

Snow Bunny Ornament. Adorn your tree with a handmade porcelain ornament that depicts a brown bunny wearing a Santa hat and lovingly decorating his “snow bunny.” \$8.99. myhouserabbit.com

Sponsor a Rabbit. Rabbit Advocates often foster rabbits with special medical needs. Individual fosterers are personally responsible for providing necessary medical care for these rabbits, and the costs can be quite high. Consider making a tax-deductible donation in a friend's name to sponsor one of these rabbits. For more information, see adoptarabbit.org/sponsor.html.



Hoppy trails

continued from pg 3

Traveling By Car

Traveling by car with your rabbit is in some ways easier than by plane because there are no airline regulations to deal with and you have more individual control over the traveling situation. Nonetheless, traveling by car is not without its own set of concerns.

Rabbits are very sensitive to extreme temperatures on both ends of the scale. If you will be traveling with your rabbit by car in the summer months, make sure your car's air conditioning works properly. Temperatures inside a closed-up car can quickly warm beyond comfort. As rabbits are not typically welcome as dining guests at most restaurants, you'll need to have a plan to have food with you so that you can eat your meals at shady rest stops, or you will need to plan to get all of your meals at fast food drive-through windows. Rabbits are also sensitive to drafts, so while you will want to keep them cool, you will need to be able to place your rabbit in the car somewhere where air conditioning vents or open windows are not blowing directly on them.

When going on a trip of any distance, make sure to have your rabbit in a carrier while in the car. Even if your rabbit is comfortable with car rides, having your rabbit in a carrier that is fastened to the seat with a seatbelt or other type of strap is the only way to keep your rabbit safe in the event of sudden swerves or stops.

Don't forget to pack for your rabbit. At a minimum, you'll need to bring hay, any other food your rabbit usually gets (timothy pellets or fresh veggies), as well as water and a dish or bottle to serve water in. You'll also likely want to bring a change of towels (or whatever else you are using to line the bottom of the carrier), as well as supplies for cleaning up any urine accidents. If you will be traveling for several days, you may also want to pack a litterbox and an exercise pen to give your rabbit a chance to get out of his carrier in

the evenings. Finally, pack any medicines or medical supplies that you may need for your rabbit along the way.

Because most rabbits tend not to want to eat or drink while in the car, you will need to plan frequent rest stops where you can offer food and water to your rabbit. A strategy that my husband and I found successful when moving our two rabbits from San Francisco to Portland was to stop at least 5 minutes every two hours to offer food and water to the bunnies, and every four to six hours, to take a longer 20 to 30 minute break where we actually set up an exercise pen in a shady area and let them stretch their legs and do their business, in addition to offering food and water. The San Diego House Rabbit Society also recommends that you consider offering Pedialyte in addition to regular water, as this can help combat dehydration. If your car trip will last more than a day, be prepared to administer fluids and/or a nutritional supplement such as Critical Care via syringe if your rabbit will not eat or drink at least twice a day. If you have never had to force feed your rabbit before, you will want to consult with your veterinarian prior to your trip to learn the proper technique.

If you will not be able to make it to your final destination in one day, you will need to make plans to stop at pet-friendly, and more specifically, rabbit-friendly motels along your route. Many of the more common motel and hotel chains now accept pets, especially smaller pets, but it's always a good idea to check the specific policies of the motels you are staying out before you check-in so that you don't get any last minute surprises. Some motels charge an extra fee, and some just charge a refundable cleaning deposit. Some particularly pet-friendly chains, such as the Kimpton Hotels, not only don't charge an extra fee, but will go the extra mile to make your rabbit companion feel welcome. (When I have stayed at Kimpton Hotels, my rabbits have been treated to complimentary organic carrots!) The website <http://www.petswelcome.com/> provides great informa-

tion about pet-friendly lodging throughout North America.

When staying at a hotel or motel with your rabbit make sure that your rabbit stays in his carrier except during supervised exercise in the bathroom or in an exercise pen with some type of carpet protection under the pen. Leave the "Do Not Disturb" on your room at all times, and if you will be staying in your room more than one night, let the hotel staff know to either skip cleaning your room or arrange to have the room cleaned while you are there. If your rabbit does have an accident on the motel's carpet, be prepared with the appropriate supplies to clean it up yourself. Finally, your rabbit may be uncomfortable in the unfamiliar surroundings. For this reason, make sure that you do not leave your rabbit unaccompanied in the hotel room for an extended period of time.

Finally, when on an extended road trip with your rabbit, you will want to be prepared for medical emergencies. In addition to any of your rabbit's regular medications, you should have remedies for common rabbit ailments such as gastrointestinal distress. (If you haven't used these remedies before, check with your vet to make sure you know the proper dosages.) You will also want to have the contact information for your regular vet and copies of your rabbit's medical records with you, in case you need to see an unfamiliar vet in an emergency. You may also wish to visit the House Rabbit Society's website (www.rabbit.org) and websites for local rabbit rescue groups for recommendations of rabbit savvy vets along your route so that you have the information readily on hand should a medical emergency arise during your trip.

Acknowledgements: Thanks to Leann Bleakney, Joan Gilbert, Jan Hutto and Elizabeth Olsen who pointed me to sources and provided information for this article. Thanks, too, to the many RAs who shared their personal rabbit travel experiences.

Rabbit Advocates wish list

The needs of a non-profit organization like the Rabbit Advocates are constant. Much of the money the organization receives through generous donations goes to programs like the Medical Fund to offset costs for pet rabbit medical care. Some of the money goes to expenses like the production of this newsletter. You can help the Rabbit Advocates by volunteering or making a donation. Here are some of the organization's specific needs:

Donate

Rabbit Advocates accepts tax deductible donations in any amount. Use the online donation feature on our web site at www.rabbitadvocates.org to contribute securely with a credit card or through Paypal. Checks can be sent directly to: Rabbit Advocates, P.O. Box 14235, Portland, OR 97293-0235. If you would like your donation to go to the Medical Fund, which offsets the costs of medical procedures and spay and neuter surgeries, please write "Medical Fund" on your check.

Adopt a rabbit

Give a forever home to one (or more!) of the many rabbits currently being fostered by Rabbit Advocate volunteers. Each adopted rabbit opens up a space for another rabbit in need. Adoptable rabbits are featured on our website: www.rabbitadvocates.org.

Foster a rabbit

Provide a temporary home for a rabbit in an emergency situation or for a rabbit that needs special care. For more information on how to foster a rabbit, contact foster care coordinator Mary Huey at rabbit8.mary@gmail.com.

Sponsor a rabbit

Rabbit Advocate volunteers care for many rabbits with medical issues requiring ongoing vet care or major surgeries and medications. All rabbits are in individual foster homes and all expenses, including medical treatments, are paid by the foster person. Most of these special needs rabbits

are unadoptable because of their medical problems and will remain in foster care for their lifetimes. The Rabbit Advocate website (www.rabbitadvocates.org) now features a way to help sponsor the ongoing care of these special needs rabbits. Donations are gratefully accepted online with a credit card or through Paypal. All donations are tax deductible. Sponsor names will be gratefully acknowledged on our web site unless the sponsor would prefer to remain anonymous.

Donate your car

The vehicle does not need to be in running condition, but it should be able to sell for at least \$75 at public auction. All of the proceeds will go to the Rabbit Advocates and you will receive a donation receipt for your tax records. For more information, contact volunteer Chris at carends44@comcast.net.

Wear the logo proudly

The Rabbit Advocates is proud to offer t-shirts, sweatshirts, static-cling stickers and now draw-string backpacks featuring our logo.

Crew neck t-shirts are available in unisex sizes S-4XL in colors: white, purple, light grey heather, black and teal. Price: \$14
V-neck women's t-shirts in sizes S-XL in purple. Price \$16

Crew neck sweatshirts are available in unisex sizes S-4XL in colors: white, light grey, purple and black. Price \$20

Full-zip sweatshirts are available in unisex sizes S-4XL in colors: black, white and light grey. Price: \$30

Five-inch square static cling stickers (to put in your car window): \$3 each

Drawstring backpacks are purple and black, featuring the logo in white: \$10 each

For more information, contact volunteer Tonie Young at tonie@colonialcustomform.net.

Search or shop online

Rabbit Advocates is registered with GoodSearch.com and GoodShop.com. Simply select Rabbit Advocates as your

Thank You to Our Vets!

We gratefully acknowledge the generosity of the following veterinarians and staffs for their services to our rescued rabbits:

**Dr. Chris Wilson,
Beaverton Pet Clinic**

**Dr. Katrina Ramsell,
Northwest Exotic Pet Vet**

**Dr. Mark Burgess, Dr. Melinda Surrency
Southwest Animal Hospital, Beaverton**

**Dr. Ken DeReamer
Paws and Claws Pet Medical Center
Troutdale**

**Dr. Ross Weinstein
North Portland Veterinary Hospital
Portland**

**Dr. Mary Blankenvoort, Dr. Peter Davis
St. Johns Veterinary Clinic, Portland**

**Dr. Rebecca Prull
Dogwood Pet Hospital, Gresham**

**Dr. Sheri Schlorman
Creswell Veterinary Hospital, Creswell**

**Dr. Matt Fricke
McKenzie Animal Hospital, Springfield**

**Dr. Doug Ferro
Barclay Hills Animal Clinic, Oregon City**

*We'd love to add more names to this list!
Please call us at 503-617-1625 if you are
a rabbit-savvy vet who is able to donate
services to help rescued rabbits.*

designated charity, and each time you conduct an internet search using GoodSearch.com or shop online using GoodShop.com, a donation will be made to our organization. It costs you nothing, but raises a small contribution for the Rabbit Advocates each year.

Donate time to Bunny's Best Bites

Help raise money for the Rabbit Advocates' medical fund by joining other volunteers who mix and bag hay for Bunny's Best Bites, the Rabbit Advocates' own custom blend of hays. Hay packing parties take place at least once a month. For more information check the web site at www.rabbitadvocates.org or contact volunteer Jan at jhhutto2@msn.com.



**"Promoting
the Welfare of
Domestic Rabbits"**

Helpline

503.617.1625

www.adoptarabbit.org

Rabbit Advocates

PO Box 14235

Portland, OR 97293-0235

RETURN SERVICE REQUESTED

Nonprofit Org.
U.S. Postage
PAID
Portland, OR
Permit No. 2191

Upcoming Meetings & Events

Rabbit Advocates general meetings are held at the Oregon Humane Society, 1067 NE Columbia Blvd., the third Sunday of each month from 3:30-5:30 p.m. in the Education Hall. The public is welcome. Please park in the gravel parking lot just west of the shelter building.

2011 Meetings

Check the RA website for dates

RA Board of Directors

President Dawn Iveane-Curell
Vice President Janeen Hammers
Treasurer Kem Sypher
Recording Secretary Betty Bussey
Volunteer Coordinator Cari Beltane
Joan Gilbert, Mary Huey, Dr. Katrina Ramsell, Helene Wren

The Rabbit Advocate

The Rabbit Advocate is published three times a year.

Editor Leann Bleakney
Graphic Designer Sandy Alto
Photographer Kem Sypher
Writers: Guin Boostrom, Sarah Yasutake
Proofreader Joan Gilbert



Bunny's Best Bites Volunteer Hay Packing Schedule

Sunday	November 28, 2010	10am & noon
Sunday	January 9, 2011	10:00 am
Saturday	February 5	10:00 am
Sunday	March 6	10:00 am
Saturday	April 2	10:00 am
Sunday	May 1	10:00 am
Saturday	June 4	10:00 am
Sunday	July 10	9:00 am
Saturday	August 6	9:00 am
Sunday	September 4	9:00 am
Saturday	October 1	10:00 am
Sunday	November 6	10:00 am

Schedules are subject to change due to extreme weather. Check the RA website for driving directions to the location, schedule changes or to sign-up for a work party.

Adoption Outreaches

Each month, Rabbit Advocates showcase foster rabbits available for adoption. Adoption outreaches are held at Western Pet Supply, 6908 SW Beaverton-Hillsdale Highway. Volunteers are also on hand to provide grooming and nail trimming services. A donation is appreciated for this service. Adoption outreaches are held the second Saturday of each month from noon-3 p.m.

2010

December 11.

www.rabbitadvocates.org