


PROVIDING
INSIGHTS
INTO THE
LIVES OF
HOUSE
RABBITS

FALL 2011

THE RABBIT ADVOCATE



The Rabbit Advocate presents the Health Issue

Information is key to knowing when your pet needs medical attention

This issue of The Rabbit Advocate focuses on rabbit medical issues and how to keep our long-eared friends happy and healthy. Because rabbits are prey species they are particularly adept at hiding illness until sometimes drastic remedial measures are necessary. An indoor home is the best way to ensure your pet rabbit's good health. If a pet rabbit lives inside with their human

family, the bunny's subtle behavior changes are more easily noticed. And noticing small changes in your pet provides clues that medical attention is warranted. Keep this issue handy for reference because it demonstrates pictorially how to administer fluids to a rabbit, lists helpful web-based resources and suggests additions to your reading library.

Anticipate bunny medical emergencies:

Pet insurance and other options for funding rabbit health care

By Guin Bostrom

Anyone who has taken their rabbit to the vet recently can tell you that medical care for our four-legged friends is almost as expensive as it is for humans. On the one hand, it is encouraging news that with recent research and technology, veterinarians are able to do more and more to help our lagomorph pals. On the other hand, this technology comes with a price. If your bunny incurred a \$500 emergency vet bill, do you know how you would pay? It is worth considering this question before you are faced with an emergency.

For pet owners who would do anything to help their beloved furry companions, insurance companies have rolled out various pet insurance products to help defray the cost of pet health care. In North America, there are several pet insurance companies that insure dogs and cats at varying levels of coverage. Of the pet insurance companies, only VPI (Veterinary Pet Insurance) offers a plan that covers rabbits, their Avian and Exotics policy. (See <http://www.petinsurance.com/plans-and-coverage/birds-and-exotic-pets.aspx> for more information.)

Exact pricing for the VPI coverage depends on many factors including the age and current health of your rabbit and whether you are insuring just one pet or multiple pets on the policy. For rabbits, the typical cost seems to run about \$10 per month per rabbit, although discounts are offered for insuring multiple pets and for paying an annual premium in a lump sum rather than paying monthly. Anecdotally, some VPI customers have indicated that with multiple pet and yearly payment discounts, they've gotten their premium costs down to about \$8.75 per rabbit.

But what do you get for your approximately \$10 per month? Much like human health insurance, with VPI you don't just pay your premium and then get unlimited access to health care for your rabbit with no further out-of-pocket expenses for yourself. There are deductibles, co-pays, maximums, and exclusions. The fine print of the VPI Avian and Exotics policy describes that:

- There is \$50 deductible for each incident of injury or illness. So, for example, say your rabbits get into a tussle and one of them bites the other, causing an abscess on the bitten

rabbit. In this instance, you might have the initial trip to the vet to have the abscess treated, and then a follow-up visit in two weeks to make sure your bunny is all healed up. You would pay one \$50 deductible for this whole "incident" that includes both vet visits.

- The policy pays 90 percent of covered charges up to an allowed maximum for each type of diagnostic or service. You as the pet owner are responsible for 10 percent as your co-pay.
- There is a \$2000 maximum per incident and a \$7000 lifetime maximum per policy.
- You must insure your pet by age 10. Pets insured prior to reaching 10 years of age will continue to be covered after age 10 as long as you continue to pay your premiums, but VPI will not issue a new policy to a rabbit that is 10 or older.
- Any pre-existing conditions will not be covered unless a vet will certify that the pre-existing condition has been cleared up and absent for over a year.
- Hereditary conditions are not covered. For rabbits this could include certain types of malocclusion (a condition where the rabbit's jaw and teeth are not properly aligned), glaucoma, and a condition called "splay leg" which is similar to the hip dysplasia seen in large dog breeds.
- There are quite a few exclusions, including some things that can be critical to a bunny caretaker. For example, excluded items include: routine care and well-rabbit examinations, spay/neuter, internal/external parasites (which means everything from fleas to e. cuniculi are not covered), and maintenance and grooming care (which includes procedures like tooth filing/clipping that you typically would expect to be done in a vet's office.) It is worth noting that for bird owners, VPI offers a Supplemental and Routine Care coverage package for an additional \$99 per year, but as of this writing, they do not offer a similar package for rabbits.

With all of the exclusions, you might be wondering what the VPI's policy does cover that would be useful to a bunny owner. The policy does cover diagnostics and treatments for some common

rabbit issues like ileus (gut stasis) and pasteurilla (snuffles). Additionally, it covers treatment for most types of injuries (cuts, abscesses, broken bones), for accidental poisoning, for other conditions that may affect your rabbit, such as cataracts, diabetes or liver or kidney disease. As any of us who have had bunnies for any amount of time know, eventually, you will need to take your bunny to the vet for at least one of these types of conditions. Therefore, while VPI's coverage does not cover everything a responsible bunny parent might wish for, it does cover a fair amount.

When deciding whether to take the plunge and enroll your rabbit in VPI's insurance program, another thing to keep in mind is that pet insurance works differently than human insurance. It is a bit easier to navigate than human insurance in that you can visit any licensed vet; you don't have to limit yourself to a vet who is on your plan. But, as most of you are already aware, vets expect payment at time of service, and the fact that you have pet insurance does not usually change your vet's expectation for payment. You still need to plan to pay for your veterinary services up front, even if it's with a credit card or on a payment plan, and then file a claim and seek reimbursement from the insurance company. Also, the vet's office will not file an insurance claim for you, so it will be on you to take the time to pursue your claim and make sure that you get paid.

Anecdotally, there are plenty of stories of rabbit people who are satisfied with the returns they receive on their VPI insurance for their rabbits. Rabbit Haven, a rabbit rescue in Gig Harbor, Washington (<http://rabbithaven.org/>), and House Rabbit Network, a rabbit rescue in Massachusetts (<http://blog.rabbitnetwork.org/>), both have information on their websites recommending the VPI insurance for rabbits. On the House Rabbit Q & A discussion boards of BinkyBunny.com, a popular online bunny forum, community members recount their stories using VPI for their rabbits, and it seems that an average reimbursement rate of about 40-50 percent of your out-of-pocket costs are what you can expect on incidents that are covered by the policy (www.binkybunny.com). For example, one person mentions getting a check back for about \$300 on a \$600 vet bill and another mentions getting about

\$400 back from a \$900 vet bill. If you figure the average annual premium is approximately \$120 per year per rabbit, if your rabbit has one or more health incidents like this per year, you'll probably come out ahead, at least a little bit. But if you have a fairly hearty rabbit that only has an illness or other emergency maybe once every two or three years, the value of the insurance becomes less clear. Likewise, if you have multiple rabbits, and end up paying closer to \$30 per month in premiums, (\$360 per year), but only one rabbit per year has an illness, that's another situation where it may be a toss up as to whether it was worthwhile for you to carry the VPI insurance.

I would be remiss not to mention the customer service angle of VPI. In searching for feedback on the actual experience of using VPI and getting reimbursed for claims, rabbit people seem to generally agree that VPI is easy to work with and represents a good deal if you end up incurring more than a few hundred dollars of covered medical expenses in a year. However, the Internet is rife with stories from dog and cat owners who have had negative experiences with VPI (claim denials that the insured felt were unreasonable and failure to give prompt payments). In this context, I think it is worth noting that VPI offers many more insurance products for dogs and cats, including various well-pet additions, cancer and other serious illness additions, and they have different levels of plans. Much of the unhappiness expressed by dog and cat owners seems to stem from coverage (or perceived lack thereof) from these extended programs. The "exotic" pet program that rabbits fall under is pretty basic—it does not cover a lot, but what it does cover is pretty clear—so that could account for the reason why bunny owners tend to report more positive experiences with VPI than other pet owners. Also, some rabbit owners may also take the stance that since VPI is the only pet insurance currently available in the U.S. to cover rabbits, any insurance is better than no insurance.

Options to help pay for rabbit health care

An option to insurance is a pet care discount program called Pet Assure (www.petassure.com). For a fee of \$7.95 per month or \$79 per year, you can enroll your rabbit (you would enroll under the Cat program which also covers rodents and "other small animals"), and for that price, you would receive 25 percent discount on vet visits with participating veterinarians, 5-50 percent off

pet supplies with participating vendors, and a 24/7 lost pet recovery service. In addition to providing the discount on supplies in addition to veterinary care, one feature of the Pet Assure program that sets it apart from the VPI insurance is that there are no exclusions for age or certain types of health conditions. If your veterinary and pet supply expenses are likely to be high enough that your savings over a year is likely to be more than \$79, the Pet Assure program may be an attractive alternative, assuming you can find a rabbit-savvy vet from among the Pet Assure network. For the local Portland metro area audience, it is worth mentioning that only one of the rabbit-savvy vets recommended by Rabbit Advocates (Willowbrook Veterinary Clinic in Tigard) is currently listed on Pet Assure's website as participating in the Pet Assure discount program.

Another option for helping with the cost of rabbit health care is a health-care specific credit card program called Care Credit (www.carecredit.com). This is a card specifically for health-care related purchases, both human and veterinary. Care Credit has various options and promotions, but the basic idea of the card is that they offer "no interest" programs valid for six, 12, 18 or 24 months. For each purchase you make on the card, you will have an initial "no interest" period for one of the time frames listed above. During that time frame, you only need to make a minimum monthly payment in order to avoid accruing interest. As long as you pay the balance off in full before the end of your "no interest" period, you do not pay interest. For example, say Thumper incurs a \$600 vet bill. You don't have \$600 in your bank account, and the best payment plan that your vet's office can offer you is six payments of \$100 per month, which will still put you in a financial bind. If you have the Care Credit card on the 24-month program, you could charge the \$600 and pay \$25 a month over the 24-month period to get that bill paid off. With Care Credit, if you are not able to pay the full amount before your "no interest" period ends, interest is owed at a rate that is currently listed as 14.9 percent, comparable to many regular credit cards. Obviously, with Care Credit, you are not getting reimbursed for your rabbit's health costs or saving money on your veterinary bills, but it does provide you with a temporarily interest-free option to pay the medical bills up front while you wait to get reimbursed from pet insurance, or to spread out the payments longer than your vet's office might be willing to allow. It is important to stress that while Care Credit can be a useful tool for managing your

rabbit's health care expenses, it is still a credit card and needs to be used as responsibly as any other credit card. If you choose to use this option, you need to read Care Credit's fine print and make sure you understand the repayment terms, interest rates, late payment penalties, and any other fees. Care Credit appears to be widely accepted at most Portland area rabbit-savvy vet clinics.

Finally, another option for covering medical costs for your rabbit is to simply start your own personal savings account specifically for veterinary costs. Instead of paying \$10 a month to VPI, you could simply choose to put \$10 (or more) per month per rabbit in a savings account ear-marked for vet bills. There are pros and cons to the options. On the plus side, depending on what type of account you set up and what options your bank has available, you may be able to earn interest on this money. Additionally, when you do incur a vet expense, that money is there to help you no matter what the vet's diagnosis is. With the VPI insurance, if your vet diagnoses head tilt due to e. cuniculi infection, you would not receive any reimbursement because e. cuniculi is an internal parasite, and internal parasites are not covered by the policy. However, there are some downsides to the personal savings account option as well. First of all, it certainly requires financial discipline to put the money in the account every month and to not raid the account for other purposes, be it a vacation or a home repair bill. Some banks offer services where you can automatically have \$10 (or however much you decide is appropriate) automatically taken from your paycheck deposit and put into a savings account, but only you can control how you spend that money once it is in the account. Secondly, you might resolve to set up a veterinary fund and start saving this month, and that would be super. But, if your bunny has a \$500 vet visit next month, you've only got \$10 in your savings account and still have to come up with the rest. If you were insured, you'd still have to pay something out of pocket (at least \$50 with VPI), but you'd be covered right away; you wouldn't have to wait a few years to have a sizeable amount saved up.

The option (or combination of options) you choose obviously depends on your individual circumstances. Whatever you choose, it is important to have a plan for how you will finance the medical care your rabbit needs to stay healthy.

How to give medicinal Sub-Q fluids to a rabbit

At some point most rabbit caretakers will be instructed by a veterinarian to administer fluids for an ill or dehydrated rabbit. The fluid pools under the rabbit's skin and is absorbed by the body as it is needed. Sick rabbits tend not to drink water and easily can become dehydrated. Rehydrating the rabbit is an important part of medical care. Veterinarians and their staff will demonstrate how to make sure the fluids are properly placed under the rabbit's skin. As an at-home reminder, the Rabbit Advocates prepared this pictorial essay on how to administer fluids under a rabbit's skin. Petunia, the rabbit, volunteered for this photo essay because she has benefitted from these "sub-cutaneous" fluids. Rabbit Advocate volunteers Guin Boostrom and Mary Thompson appear with Petunia while Kem Sypher snapped photos.



1

A bag of Lactated Ringers, saline solution for biological use, is shown at left with tubing and a needle ready for injection. Another option, right, is to administer fluids drawn into a large (in this case a 60-cc) syringe and then administering the fluids with either a smaller gauge needle or the tubing. For smaller rabbits, you can draw the fluids into a smaller syringe and use a butterfly needle to pierce the rabbit's skin.



2

The flexible tubing from the syringe allows the rabbit the ability to move slightly without losing the needle from the skin.



3

Hanging the bag helps move the fluid through the tubing quickly and allows easy use of its contents.

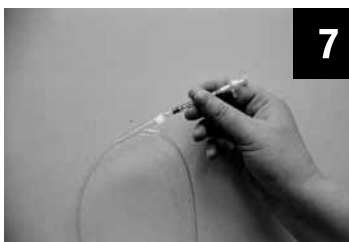


4

Whatever the method used to administer the fluids, make sure to warm the fluids (either the bag or syringe) to a comfortable temperature before injecting into the rabbit's skin. This should be warmer than room temperature because a rabbit's body temperature is warmer than a human's body temperature. Warm water can also be helpful in raising the rabbit's body temperature if she has experienced a bout of ileus (gut slow down) which can cause the rabbit's body temperature to drop, which can put them into shock, a true medical emergency.



5



7

Medication can be added to the fluid as it goes into the rabbit. The extension set of tubing allows the addition of medication into the fluid directly. Some medications can be harsh if not diluted with saline solution.



6

Mary demonstrates how to draw the fluids from the bag into the syringe. Use the round, plastic port in the center of the bag to draw the fluids into the syringe.



8

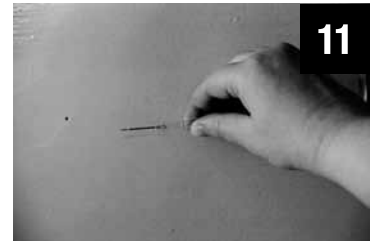
Adding medication to the large syringe of fluids is done by removing the needle used to draw up the fluids and injecting the medication into the syringe. Make sure to make space in the administering syringe and then after adding the medication, carefully express out excess air. Don't worry that air in the syringe will harm the rabbit. The fluids are administered sub-cutaneously, not directly into the vein. Nevertheless, try to clear the air from the syringe if possible.



Find the method that works best for you. Suggestions include putting the rabbit in a litter box to keep him from squirming away from you.



“Sub cue” fluids go just under the skin and will pool there or even migrate down and pool under the rabbit’s chin or near its chest. Pull the skin near the shoulders up to create a little tent of skin. Pierce the skin in the little tent. If you accidentally go through the skin to the outside, draw the needle back so that the fluids are injected under the skin. A drop of rubbing alcohol will help part the hair and make it easier for you to find the skin.



The needle is beveled, with one side very pointed and sharp and the other receding back. If possible, try to put the beveled side (the shorter side) facing up, so that the fluids enter the body closest to the rabbit’s skin and away from the rest of its body. They tend not to notice the stream of fluid if the beveled part of the needle is tilted toward their skin.



Guin demonstrates how to lift and pierce the rabbit’s skin with the needle. Take your time administering the fluids.

Don’t be alarmed if you see a little blood, that means you’ve nicked a capillary. Apply light pressure to the wound. The rabbit will soon stop bleeding.

Because you never know when a serious illness may occur, be prepared with an emergency bunny kit

As a prey species, rabbits are very good at hiding illness until it can become life threatening. Spending time with your rabbit and knowing its habits helps give an indication when illness may be developing. The Rabbit Advocates has prepared a helpful emergency kit checklist to have on hand. Keep this checklist handy and put all materials in one place where they can be easily located.

First, be able to recognize an emergency

Stay calm and minimize your rabbit’s stress level. Stabilize your rabbit in a quiet place like a transportation carrier. Call your veterinarian and explain the signs your rabbit is exhibiting. Make sure you have your veterinarian’s telephone number and good directions with you before you leave your home to head to the office.

These are signs that an emergency is occurring and veterinary care should be sought out immediately:

- Unconsciousness, inability to respond to stimulation or obvious behavior changes
- Rabbit has not eaten anything for 12 hours
- Gasping for air, stretching the neck and head up

- Seizures, acting drunk, body rolling or head tilted
- Uncontrolled bleeding
- Excessive diarrhea
- Known ingestion of a toxic substance
- Nonproductive straining to urinate
- Limb dangling, unwillingness to bear weight on leg or the inability to use hind legs

Every rabbit home should have the following:

- A cat-sized carrier to safely take bunny to the veterinarian.
- Antiseptic soap for you to wash before and after treating your rabbit.
- A plastic digital thermometer to take a rectal temperature reading. Normal rabbit body temperature ranges from about 101-102 degrees.

- KY jelly or petroleum jelly to lubricate the thermometer tip.

- Pediatric Simethicone (generic name) to treat build up of gas bubbles in bunny’s stomach. Common brands are Little Tummys, Gas-X, Phazyme, Mulylicon and Ovol. A rabbit suffering from excessive gas may show symptoms like repeatedly sitting hunched up then laying down with belly pressed to the floor, loss of appetite or gurgling noises from the tummy. Before dispensing the Simethicone, call your veterinarian for dosage information.

- Neosporin, “3 in 1” Antibacterial Ointment or Bactroban (mupiricin) antibiotic ointment for minor cuts or bite wounds. Do not use Neosporin plus Pain Relief with Pramixine.

Thank You to Our Vets!

We gratefully acknowledge the generosity of the following veterinarians and staffs for their services to our rescued rabbits:

**Dr. Chris Wilson, Dr. Katrina Ramsell,
Beaverton Pet Clinic**

**Dr. Mark Burgess, Dr. Melinda Surrency
Southwest Animal Hospital, Beaverton**

**Dr. Ken DeReamer
Paws and Claws Pet Medical Center,
Troutdale & Peninsula Dog and Cat Clinic**

**Dr. Ross Weinstein
North Portland Veterinary Hospital,
Portland**

**Dr. Mary Blankenvoort
St. Johns Veterinary Clinic, Portland**

**Dr. Peter Davis
St. Johns Veterinary Clinic, Portland**

**Dr. Rebecca Prull
NW Neighborhood Vet Hospital, Portland**

**Dr. Sheri Schlorman
Creswell Veterinary Hospital, Creswell**

**Dr. Matt Fricke
McKenzie Animal Hospital, Springfield**

**Dr. Doug Ferro
Barclay Hills Animal Clinic, Oregon City**

We'd love to add more names to this list!
Please call us at 503-617-1625 if you are
a rabbit-savvy vet who is able to donate
services to help rescued rabbits.

The Rabbit Advocate

The Rabbit Advocate is published
three times a year.

Editor Leann Bleakney

Graphic Designer Stephen Bamford,
Sandy Alto

Photographer Kem Sypher

Writers: Sarah Yasutake,
Guin Boostrom

Proofreader Joan Gilbert

RA Board of Directors

President Betty Bussey

Vice-President Mary Huey

Secretary Cherrie Champie

Treasurer Kem Sypher

Joan Gilbert, Dr. Katrina Ramsell,
Mary Thompson, Erin Ford,
Shannon Phillips

- Bag Balm or Calendula gel for sore hocks and minor scratches. Calendula gel is available at health food stores and Bag Balm is available at some farm stores.

- Ivory soap, Betadine, chlorhexidine solution (Hibiclens) or Novalsan (diluted) to wash cuts and puncture wounds. Ask your veterinarian for a small sample of his or her preferred wound cleansing disinfectant.

- Blunt-ended scissors or a disposable razor for safely removing fur away from a wound, clipping off matts or debris lodged in fur.

- Cotton swabs, sterile gauze, cotton squares and self-adhesive vet wrap to bandage wounds.

- Styptic powder, cornstarch or flour to stop a toenail from bleeding if clipped too close to the quick. If this happens, also apply a clean washcloth to the area for several minutes and apply some pressure.

- An ice pack for fever or heat stress. A rabbit with a temperature higher than 103 degrees Fahrenheit should be considered an extreme emergency. Use the ice pack wrapped in a towel, and get the rabbit to a veterinarian immediately.

- A heating pad, warm water bottles or heating disc. A rabbit with a temperature lower than 100 degrees Fahrenheit should be considered an extreme emergency. Place warm water bottles wrapped in towels around the rabbit and get him to a veterinarian immediately.

- Towels for wrapping a rabbit and for the carrier.

- Tweezers to remove splinters or debris.

- Saline solution (plain contact lens solution) to flush eyes.

- Critical Care by Oxbow to force-feed rabbits and other small herbivore animals.

- A small slice of banana, canned pumpkin (not pie filling) or baby food to mix with medicine.

- Pedialyte flavored liquid for hydration. Sub-q fluids should be given when a rabbit is experiencing gut problems or has sludgy urine. Your veterinarian will advise you about this if it is needed and will train you how to administer fluids.

Suggested reference materials to have available in your home

- Rabbit Health in the 21st Century by Kathy Smith
Gastrointestinal Stasis, the Silent Killer
by Dana M. Krempels, PhD



Chelsea Catto adopted Hugo Darling, an English lop rabbit whose ears were so long he sometimes stepped on them. (Photo by Kem Sypher)

Medical fund helps deserving rabbits

The Rabbit Advocates' unique medical fund has helped hundreds of rabbits since it was established nearly seven years ago. The total expended is more than \$57,000 over the fund's history, meaning hundreds of spay and neuter surgeries and other medical treatments have been performed with financial assistance from the Rabbit Advocates.

The fund was designed to help offset rabbit medical expenses, which can be costly. The medical fund reimburses bunny caretakers up to \$200 per year per rabbit for medical expenses recently incurred. Caretakers are not required to provide an income or "needs" statement but the fund is limited so only people who have trouble paying for the bunny's care are encouraged to apply for reimbursement. The fund is limited by donations into it. If the fund does not receive donations there simply is not money to reimburse for medical expenses.

The primary purpose of the medical fund is to make sure rabbits are spayed and neutered, but the fund has also contributed toward procedures like tooth extractions, abscess treatments and surgeries.

The fund is maintained through generous donations and profits from the sale of Bunny's Best Bites hay.

Neither Rabbit Advocates nor the medical fund exists without donations from generous contributors. Here's how you can help:

Donate to Rabbit Advocates--As a non-profit organization, Rabbit Advocates' activities are funded only through donations. Programs like the printing and mailing of this newsletter happen only through our benefactors' generous donations.

Donate to the Rabbit Advocate medical fund--All profits from Bunny's Best Bites gourmet hay blend go to the medical fund.

Help create Bunny's Best Bites--Volunteers mix and bag hay sold as Bunny's Best Bites gourmet hay blend. The hay is bagged each month and volunteers are needed to help. Please consider helping bag hay. For more information, go to the Rabbit Advocate website at www.adoptarabbit.org.

Adopt a special needs rabbit--Medical care is expensive and some rabbit's health needs will require ongoing medical attention. If you are able, please consider adopting a special needs bunny. Adoptable special needs bunnies are indicated on the Rabbit Advocate web site.

For more information on the medical fund, please go to the Rabbit Advocate web site.

KUDOS

Rabbit Champion

Erik Bakkom and Sheila David

Rabbit Benefactor

Eric Lane

Rabbit Rescuer

Diane Sauvageau
Karen and Pat Stelter in memory of Daria
Julia J. Heydon

Rabbit Sponsor

Amber Bradshaw
Sue Horstmann
Matt and Lisa Freeland
Peggy and Mike Pohl in memory of Fartsie and Squirt
Mildred Cox
Jeff Wiseman
Heidi Anderson in appreciation of my adopted bunny Lambert

Rabbit Friend

Connie Kenney
Bhakti Watts
Kathleen Tierney
Jim and Lill Dawes Laskey
Roya, Grace and Audrey Mann in memory of PeeWee and Georgie
Sue Miller in memory of Stephanie
Clark Spoelstra
Edmay Honeycutt
Michael Rinck

Donations made after July 12, 2011, will be gratefully acknowledged in the next newsletter. All donations to the Rabbit Advocates are tax deductible.

Upcoming Meetings & Events 2011

Rabbit Advocates general meetings are held at the Oregon Humane Society, 1067 NE Columbia Blvd., the third Sunday of each month from 3:30-5:30 p.m. in the Education Hall. Meetings include a "bunny basics" question and answer session on bunny behavior and care. The public is welcome. Please park in the gravel parking lot just west of the shelter building.

General Meetings	Bunny's Best Bites	Adoption Outreaches
September 18 (Tentative) October 16 November 20	Volunteers blend and bag different types of hay to create Bunny's Best Bites, our own custom blend of hay. For more information about the hay parties, go to the RA website www.adoptarabbit.org . (10am & noon unless otherwise specified) Saturday, October 1, 10 a.m. Sunday, November 6, 10 a.m.	Each month, Rabbit Advocates showcase foster rabbits available for adoption. Adoption outreaches are held at Western Pet Supply, 6908 SW Beaverton-Hillsdale Highway. Volunteers are also on hand to provide grooming and nail trimming services. A donation is appreciated for this service. Adoption outreaches are held the second Saturday of each month from noon-3 p.m. October 8 November 12 December 10

Medical help at your fingertips:

Suggestions for your library and on-line searches

Check out these online rabbit medical resources

Rabbit Advocates: Our own website has several good articles on health topics, including a toxic plant list, useful tips for a trip to an emergency vet center, and instructions for cooling off an overheated rabbit.

<http://www.adoptarabbit.org>

Charky & Ash's Rabbit References: This site contains hundreds of links to articles on every rabbit medical health topic under the sun. It's a great resource, with the caveat that it does not appear to have been updated since 2005.

<http://homepage.mac.com/mattocks/morfz/rabrefs.html>

Medirabbit.com: Billed "the ultimate rabbit medicine resource on the net," this site is maintained by a Swiss biologist who aims to provide the most current rabbit medicine information available.

<http://www.medirabbit.com>

Hare, Inc. Rabbit Health Central: This site has a number of articles under the heading "Rabbit Health 101."

<http://www.bio.miami.edu/hare/rabbithealth.html>

House Rabbit Society: The Health section of the House Rabbit Society's website has many articles, some of which are written by DVMs.

<http://www.rabbit.org/health/index.html>

Washington State University College of Veterinary Medicine:

This site has an article called "Is Your Bunny Healthy" that describes how to give your bunny a physical exam. The article also describes common rabbit health issues.

<http://www.vetmed.wsu.edu/cliented/bunny.aspx>

Helpful Books to Have On Hand

Rabbit Health in the 21st Century. Smith, Kathryn (2nd ed., iUniverse 2003).

Rabbit Advocates sells this book for \$15 per copy. To order, contact Leann Bleakney at lbleakney@gmail.com

A House Rabbit Primer: Understanding and Caring for Your Companion Rabbit. Moore, Lucille C. (Santa Monica Press 2005).

When Your Rabbit Needs Special Care: Traditional and Alternative Healing Methods. Moore, Lucille C., and Smith, Kathy (Santa Monica Press 2008).

House Rabbit Handbook: How to Live with an Urban Rabbit. Harriman, Marinell (3rd Ed., Drollery Press 1995).

Rabbit Advocates sells this book for \$10 per copy. To order, contact Leann Bleakney at lbleakney@gmail.com.

www.rabbitadvocates.org



Rabbit Advocates
PO Box 14235
Portland
Oregon
97293-0235
Helpline
503.617.1625
www.adoptarabbit.org

**"Promoting
the Welfare of
Domestic Rabbits"**

Nonprofit Org.
U.S. Postage
PAID
Portland, OR
Permit No. 2191

RETURN SERVICE REQUESTED